

CATALOGO DE PERFILES SISTEMA TRADICIONAL PLUS

4 Índice de Perfiles

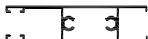















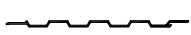





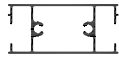
Detalle de Perfiles en Escala 1:1

- 9 Ventana y Puerta Corrediza
- 12 Ventana y Puerta Corrediza a 45° / Vidrio Repartido
- 13 Mosquiteros / Tablilla Postigón / Parasol
- 14 Cortinas de Enrollar
- 15 Postigón Celosía Regulable
- 16 Ventana Ventiluz
- 17 Paño Fijo
- 18 Puerta de Rebatir 25 mm.
- 19 Puerta de Rebatir Línea B 36 mm.
- 20 Revestimientos / Tablilla Fija / Puerta de Rebatir sin Contravidrios 36 mm.
- 21 Puerta de Rebatir Rosario 36 mm.
- 22 Puerta de Rebatir Pesada 45 mm.
- 23 Marcos Varios
- 24 Premarcos / Contramarcos
- 25 Columnas / Acoples

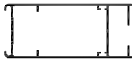

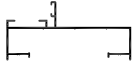



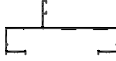




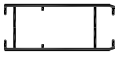











Peso de las Barras de Perfiles: El peso por metro de los perfiles es estimado, con una tolerancia de + / - 10%.

Largo de las Barras de Perfiles: La medida Standard de las Barras de Perfiles es de 6.030 milímetros, salvo aclaración en contrario.

Alsafex S.A. se reserva el derecho de realizar cambios y/o modificaciones sin previo aviso de los contenidos y artículos indicados en el presente catálogo.




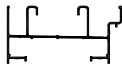

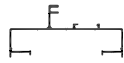




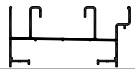



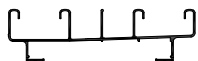


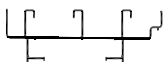





CODIGO	PESO (Kg/m.)	LARGO (mm.)	DESCRIPCION	FORMA	PAG.
1010005	0,81	6.030	Zócalo Alto Puerta Corrediza		11
1010007	0,36	6.030	Encuentro Central Ventana y Puerta Corrediza de Cuatro Hojas		10
1010018	0,83	6.200	Parante Lateral Reforzado Moderno Puerta Corrediza		11
1010019	0,73	6.200	Parante Central Reforzado Moderno Puerta Corrediza		11
1040026	0,27	6.030	Encuentro de Hojas Ventana y Puerta Corrediza a 45°		12
1040027	0,18	6.030	Encuentro de Cuatro Hojas Puerta Corrediza / Ventana y Puerta Corrediza 45°		11, 12
1010061	0,17	6.030	Mosquitero Fijo		13
1010077	0,43	6.200	Marco Simple Postigón y Puerta de Rebatir 25 mm.		18
1010078	1,01	6.030	Travesaño Ancho Puerta Rosario 36 mm.		21
1010082	0,42	6.200	Guía Cortina Común		14
1010083	0,56	6.030	Parante Lateral Ventana Corrediza		10
1010084	0,50	6.030	Parante Central Ventana Corrediza		10
1010091	0,35	6.030	Travesaño Vidrio Repartido		12
1010092	0,23	6.030	Perimetral Vidrio Repartido		12
1010093	0,28	6.200	Batiente Postigón y Puerta de Rebatir 25 mm.		18
1010096	0,59	6.030	Tablilla Celosía Móvil		15
1010097	0,64	6.030	Revestimiento Doble Faz		19
1010103	0,46	6.030	Parante Lateral Liviano Ventana Corrediza		10
1010104	0,42	6.030	Parante Central Liviano Ventana Corrediza		10
1010105	0,32	6.030	Mosquitero Ventana y Puerta Corrediza		13
1010106	0,49	6.030	Travesaño Mosquitero Ventana y Puerta Corrediza		13
1010108	0,47	6.030	Mosquitero Reforzado Ventana y Puerta Corrediza		18
1010272	1,05	6.030	Travesaño Puerta de Rebatir sin Contravidrios 36 mm.		19

Referencia (1): Largo Opcional de Barra 4.500 milímetros

CODIGO	PESO (Kg/m.)	LARGO (mm.)	DESCRIPCION	FORMA	PAG.
1010273	0,96	6.200 (1)	Parante Puerta de Rebatir sin Contravidrios 36 mm.		19
1010275	0,29	6.200	Batiente Puerta de Rebatir sin Contrav. 36 mm. / Puerta Línea B 36 mm.		19, 20
1010289	0,59	6.200	Marco Postigón y Puerta de Rebatir 25 mm.		18
1010325	0,42	6.200 (2)	Tablilla Cortina Común Troquelada		16
1010349	0,26	6.030	Tablilla Fija Postigón Troquelada		20
1010398	0,91	6.030	Revestimiento Tubular		19
1010427	0,58	6.200	Marco Puerta de Rebatir 45 mm.		23
1010449	0,26	6.030	Tablilla Fija Postigón		13
1010453	0,45	6.030	Acople Recto		25
1010455	1,18	6.030	Columna Acople a 90° / 180°		25
1010462	0,45	6.030	Parante Postigón y Ventana de Rebatir 25 mm.		18
1010463	0,56	6.200	Parante Postigón y Puerta de Rebatir 25 mm.		18
1010465	0,62	6.200	Parante Postigón y Puerta de Rebatir 25 mm.		18
1040481	0,70	6.030	Hoja V.S. Ventana y Puerta Corrediza a 45°		12
1040482	0,76	6.030	Hoja D.V.H. Ventana y Puerta Corrediza a 45°		12
1060577	0,49	6.150	Guía Postiza Cortina de Enrollar		14
1010581	0,17	6.020	Adaptador Terminal Celosía Regulable		15
1010582	0,15	6.020	Calce Tapaluz Celosía Regulable		15
1010583	0,44	6.020	Adaptador Celosía Regulable Puerta de 45 mm.		15
1010624	0,76	6.200	Zócalo Cortina Común		14
1010625	0,42	6.200 (2)	Tablilla Cortina Común		14
1060648	0,50	6.150	Premarco de 55 mm.		24
1010709	0,19	6.150	Contramarco Curvo de 30 mm.		24

Referencia (1): Largo Opcional de Barra 4.500 milímetros

Referencia (2): Largo Opcional de Barra 5.400 milímetros

CODIGO	PESO (Kg/m.)	LARGO (mm.)	DESCRIPCION	FORMA	PAG.
1050840	0,63	6.150	Premarco de 70 mm.		24
1010899	0,53	6.200 (2)	Tablilla Cortina Regulable Rosario		14
1010900	0,49	6.030	Guía Postiza Ventana Corrediza		9
1010901	0,75	6.030	Marco Liviano Ventana Corrediza		9
1010906	1,05	6.030	Umbral Transitable Puerta Corrediza		9
1010907	0,59	6.030	Marco Liviano Paño Fijo		17
1010908	0,16	6.030	Contravidrio V.S.		16, 17, 21
1010915	0,33	6.030	Bisagra Ventana Banderola y Ventiluz		16
1010916	0,74	6.030	Marco Ventana Banderola y Ventiluz		16
1010918	0,51	6.030	Hoja Ventana Ventiluz		16
1010921	1,00	6.030	Marco Reforzado Ventana y Puerta Corrediza		9
1010922	0,52	6.030	Zócalo y Cabezal Ventana Corrediza		11
1010925	1,12	5.100 (3)	Marco Puerta Placa (Tabique 100 mm.)		23
1010947	0,14	6.030	Contravidrio Puerta de Rebatir Línea B 36 mm.		19
1010955	1,17	6.030	Marco de Cuatro Guías Ventana y Puerta Corrediza		10
1010956	0,50	6.200	Marco Angosto Puerta de Rebatir Línea B 36 mm.		20
1010957	0,77	6.030	Tablilla Parasol Móvil		13
1010961	1,16	6.030	Marco de Tres Guías Ventana y Puerta Corrediza		9
1010963	0,20	6.200	Batiente Puerta de Rebatir Rosario 36 mm.		21
1010964	0,91	6.200 (1)	Parante Angosto Puerta de Rebatir Rosario 36 mm.		21
1010965	0,87	6.030	Cabezal de Hoja Puerta de Rebatir Rosario 36 mm.		21
1010967	0,78	6.030	Travesaño Angosto Puerta de Rebatir Rosario 36 mm.		21
1010975	0,26	6.030	Asiento Tablilla Tubular Fija Postigón de Rebatir		19

Referencia (1): Largo Opcional de Barra 4.500 milímetros



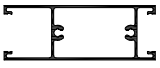







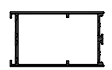
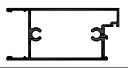
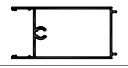
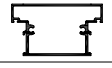


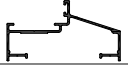
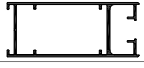

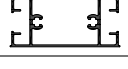



Referencia (3): Largo Opcional de Barra 6.200 milímetros

Tolerancia en Peso +/- 10%

6


03 - 2023

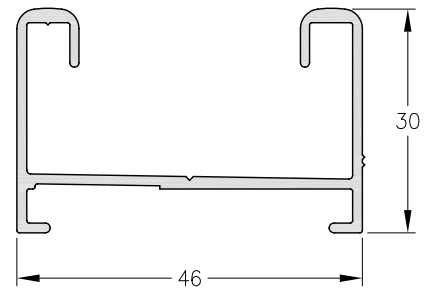
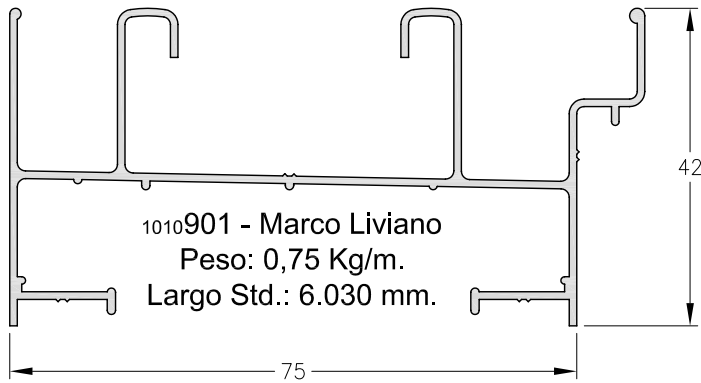
TRADICIONAL PLUS

CODIGO	PESO (Kg/m.)	LARGO (mm.)	DESCRIPCION	FORMA	PAG.
1010976	0,26	6.030	Tablilla Tubular Fija Postigón de Rebatir		19
1010977	0,79	6.030	Hoja Celosía Regulable		15
1010978	1,33	6.030	Travesaño Reforzado Celosía Regulable		15
1010979	0,99	6.030	Travesaño Celosía Regulable		15
1010980	0,53	6.030	Tablilla Celosía Regulable		15
1010981	0,45	6.030	Terminal Largo Celosía Regulable		15
1010983	0,53	6.200	Primera Tablilla Cortina Regulable Rosario		14
1010984	0,64	6.200	Zócalo Cortina Regulable Rosario		14
1010985	0,14	6.030	Contravidrio Puerta de Rebatir Pesada 45 mm.		22
1010987	0,84	6.200	Marco Puerta de Rebatir Pesada 45 mm.		22
1010988	1,34	6.200 (1)	Parante Puerta de Rebatir Pesada 45 mm.		22
1010989	1,40	6.030	Zócalo y Dintel Puerta de Rebatir Pesada 45 mm.		22
1010990	1,17	6.030	Complemento Zócalo Puerta de Rebatir Pesada 45 mm.		22
1010991	1,16	6.030	Travesaño Ancho Puerta de Rebatir Pesada 45 mm.		22
1010992	0,33	6.200	Batiente Puerta de Rebatir Pesada 45 mm.		22
1010994	0,96	6.030	Travesaño Ancho Paño Fijo		17
1011942	0,67	6.200 (4)	Marco Puerta de Rebatir Línea B 36 mm.		20
1011943	1,16	6.200 (1)	Parante Ancho Puerta de Rebatir Línea B 36 mm.		20
1011944	1,05	6.200 (1)	Parante Angosto Puerta de Rebatir Línea B 36 mm.		20
1011945	1,07	6.030	Travesaño Puerta de Rebatir Línea B 36 mm.		20
1011947	1,07	6.030	Zócalo-Travesaño Puerta de Rebatir Línea B 36 mm.		20
1011961	1,03	6.200 (1)	Parante Ancho Puerta de Rebatir Rosario 36 mm.		21
1011962	1,11	6.030	Zócalo Puerta de Rebatir Rosario 36 mm.		21

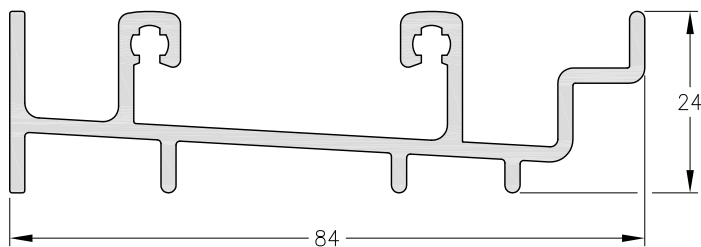
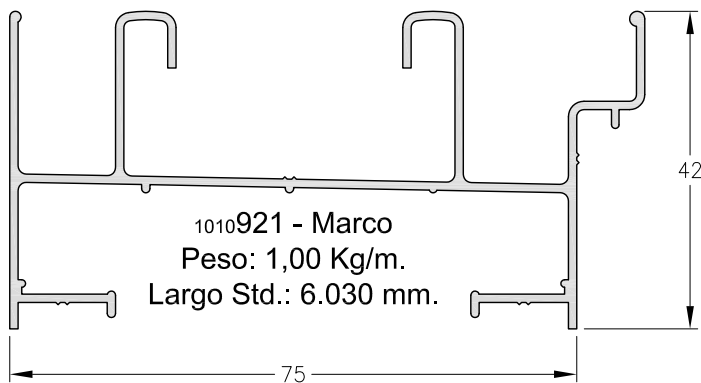
Referencia (1): Largo Opcional de Barra 4.500 milímetros

Referencia (4): Largo Opcional de Barra 5.100 milímetros

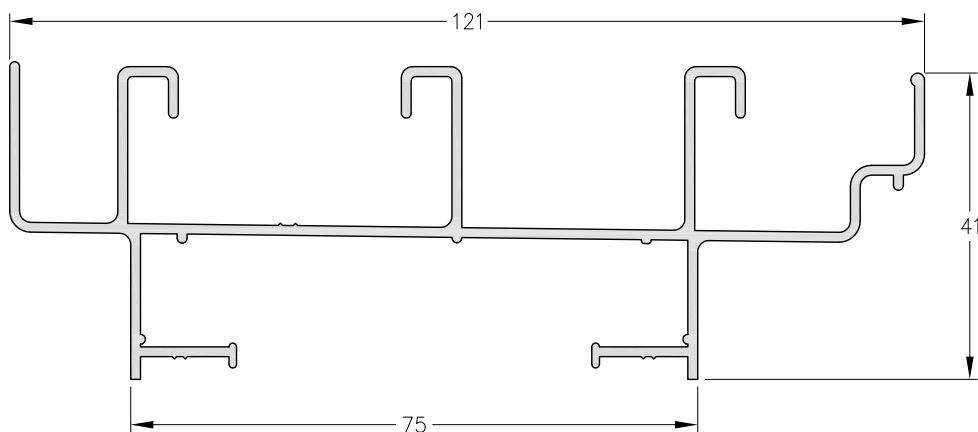
CODIGO	PESO (Kg/m.)	LARGO (mm.)	DESCRIPCION	FORMA	PAG.
1011963	0,71	6.200	Marco Puerta de Rebatir Rosario 36 mm.		21



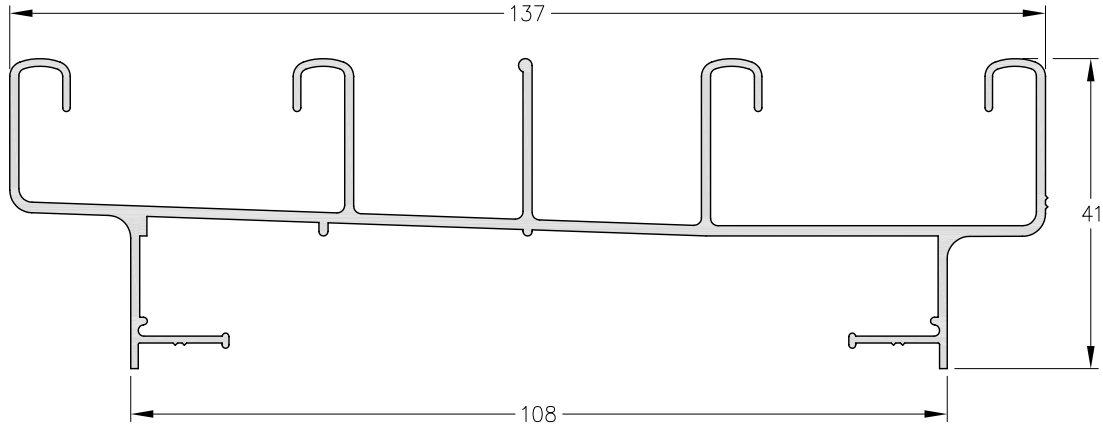
1010900 - Guía Postiza
Ventana Corrediza
Peso: 0,49 Kg/m.
Largo Std.: 6.030 mm.



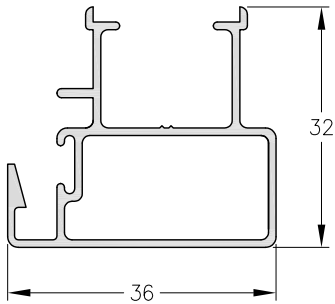
1010906 - Umbral Transitable
Puerta Corrediza
Peso: 1,05 Kg/m.
Largo Std.: 6.030 mm.



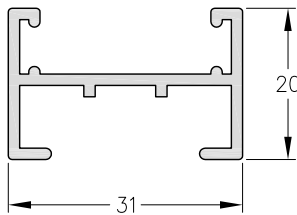
1010961 - Marco
de Tres Guías
Peso: 1,16 Kg/m.
Largo Std.: 6.030 mm.



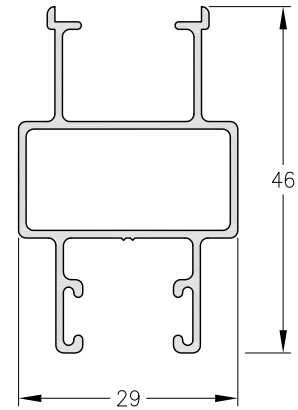
**1010955 - Marco
de Cuatro Guías**
Peso: 1,17 Kg/m.
Largo Std.: 6.030 mm.



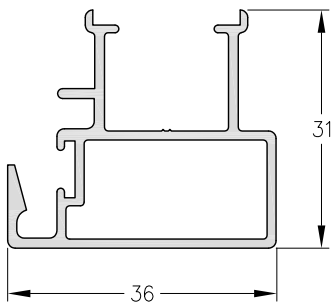
1010104 - Parante Central
Peso: 0,42 Kg/m.
Largo Std.: 6.030 mm.



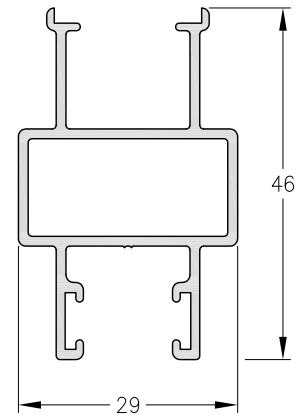
1010007 - Encuentro Central
Peso: 0,36 Kg/m.
Largo Std.: 6.030 mm.



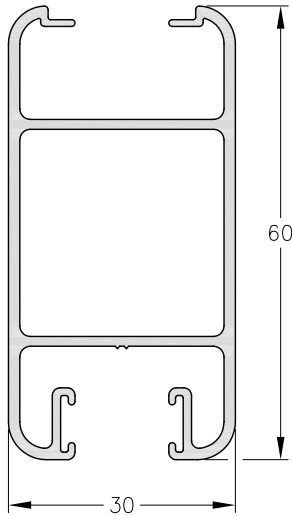
1010103 - Parante Lateral
Peso: 0,46 Kg/m.
Largo Std.: 6.030 mm.



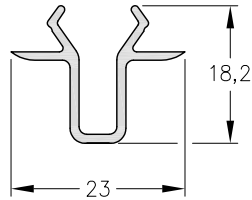
1010084 - Parante Central
Peso: 0,50 Kg/m.
Largo Std.: 6.030 mm.



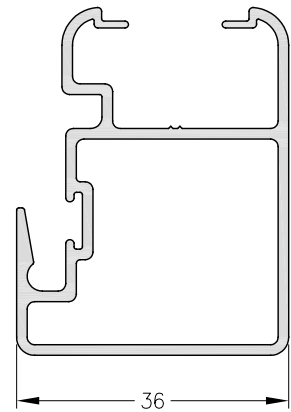
1010083 - Parante Lateral
Peso: 0,56 Kg/m.
Largo Std.: 6.030 mm.



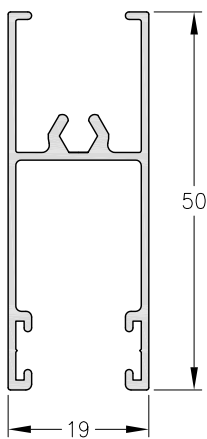
1010018 - Parante Lateral
Reforzado Moderno
Peso: 0,83 Kg/m.
Largo Std.: 6.200 mm.



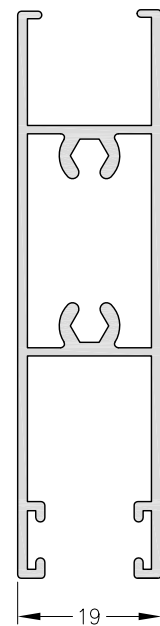
1040027 - Encuentro
de Cuatro Hojas
Peso: 0,18 Kg/m.
Largo Std.: 6.030 mm.



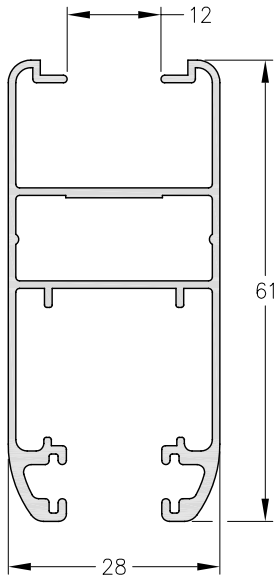
1010019 - Parante Central
Reforzado Moderno
Peso: 0,73 Kg/m.
Largo Std.: 6.200 mm.



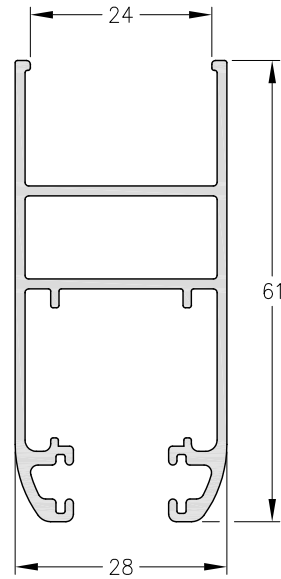
1010922 - Zócalo
y Cabezal
Peso: 0,52 Kg/m.
Largo Std.: 6.030 mm.



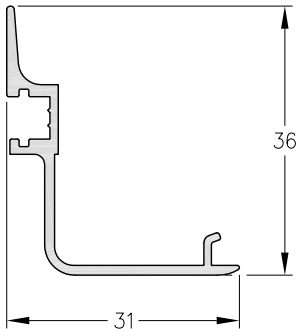
1010005 - Zócalo Alto
Puerta Corrediza
Peso: 0,81 Kg/m.
Largo Std.: 6.030 mm.



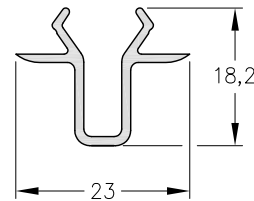
1040481 - Hoja V.S.
Peso: 0,70 Kg/m.
Largo Std.: 6.030 mm.



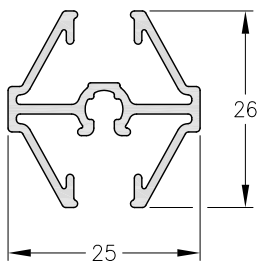
1040482 - Hoja D.V.H.
Peso: 0,76 Kg/m.
Largo Std.: 6.030 mm.



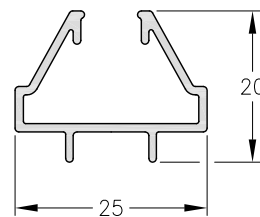
1040026 - Encuentro de Hojas
Peso: 0,27 Kg/m.
Largo Std.: 6.030 mm.



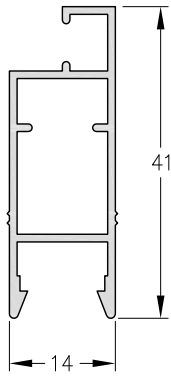
1040027 - Encuentro
de Cuatro Hojas
Peso: 0,18 Kg/m.
Largo Std.: 6.030 mm.



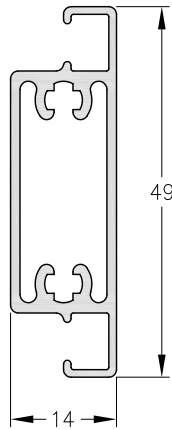
1010091 - Travesaño
Peso: 0,35 Kg/m.
Largo Std.: 6.030 mm.



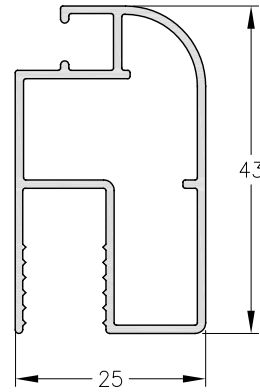
1010092 - Perimetral
Peso: 0,23 Kg/m.
Largo Std.: 6.030 mm.



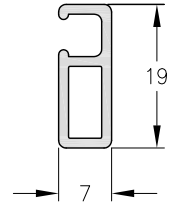
1010105 - Mosquitero
Peso: 0,32 Kg/m.
Largo Std.: 6.030 mm.



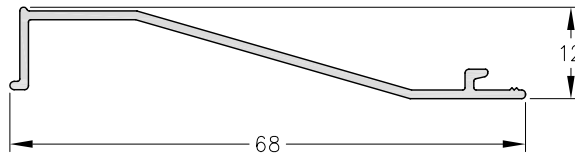
1010106 - Travesaño
Peso: 0,49 Kg/m.
Largo Std.: 6.030 mm.



1060108 - Mosquitero
Peso: 0,47 Kg/m.
Largo Std.: 6.030 mm.

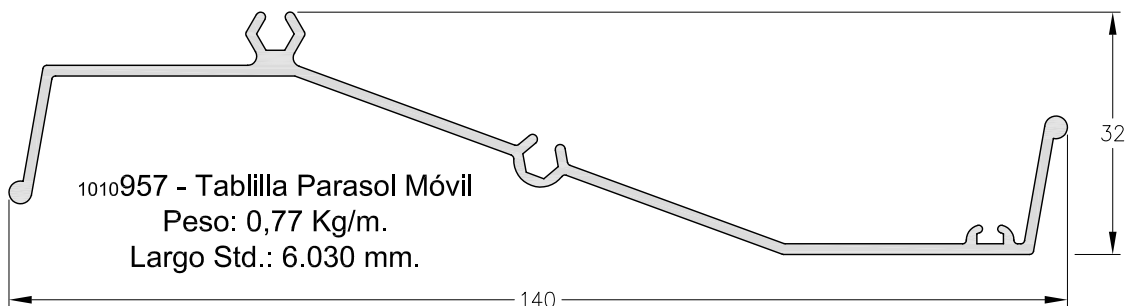


1010061 - Mosquitero Fijo
Peso: 0,17 Kg/m.
Largo Std.: 6.030 mm.

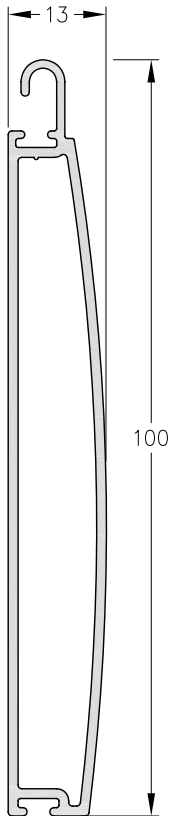


1010449 - Tablilla Fija
Peso: 0,26 Kg/m.
Largo Std.: 6.030 mm.

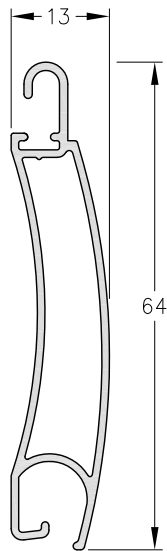
Código de Tablilla	
Ciega	Troquelada
1010449	1010349



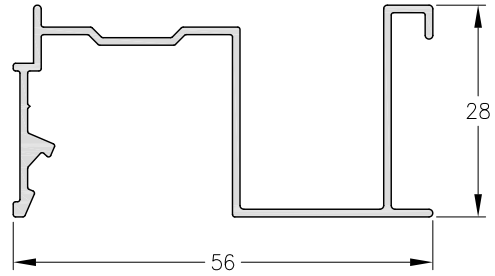
1010957 - Tablilla Parasol Móvil
Peso: 0,77 Kg/m.
Largo Std.: 6.030 mm.



**1010624 - Zócalo
Cortina Común**
Peso: 0,76 Kg/m.
Largo Std.: 6.200 mm.

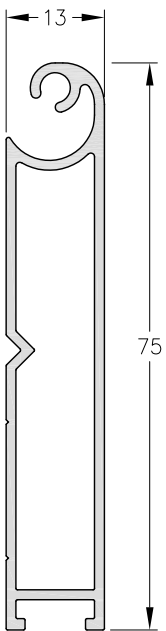


**1010625 - Tablilla
Cortina Común**
Peso: 0,42 Kg/m.
Largo Std.: 6.200 mm.
(Largo Opc.: 5.400 mm.)

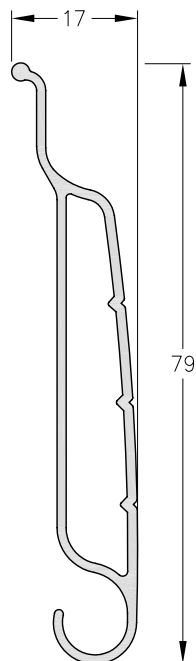


1010082 - Guía de Cortina Común
Peso: 0,42 Kg/m.
Largo Std.: 6.200 mm.

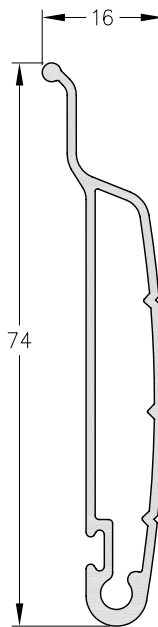
Código de Tablilla	
Ciega	Troquelada
1010625	1010325



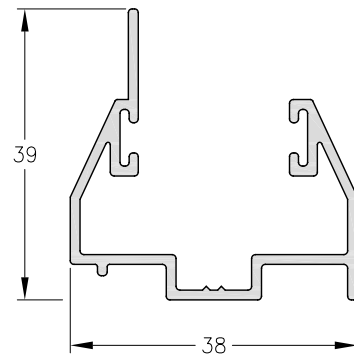
**1010984 - Zócalo
Cortina Regulable
Rosario**
Peso: 0,64 Kg/m.
Largo Std.: 6.200 mm.



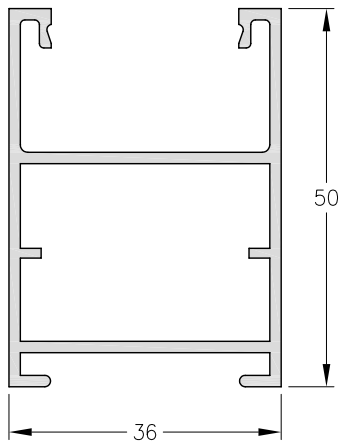
**1010983 - Primera Tablilla
Cortina Regulable Rosario**
Peso: 0,53 Kg/m.
Largo Std.: 6.200 mm.



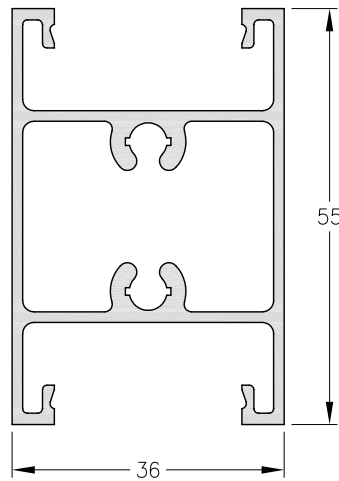
**1010899 - Tablilla
Cortina Regulable
Rosario**
Peso: 0,53 Kg/m.
Largo Std.: 6.200 mm.
(Largo Opc.: 5.400 mm.)



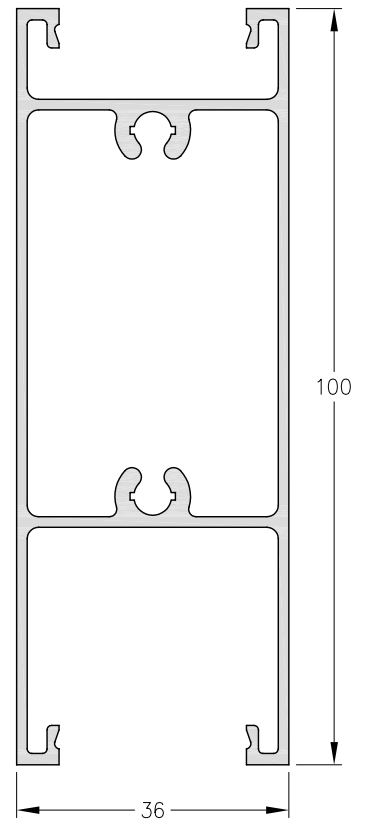
1060577 - Guía Postiza Cortina
Peso: 0,49 Kg/m.
Largo Std.: 6.150 mm.



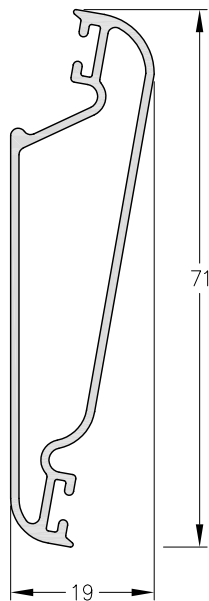
1010977 - Hoja
Peso: 0,79 Kg/m.
Largo Std.: 6.030 mm.



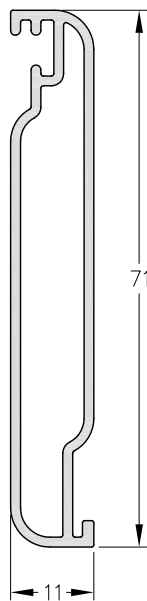
1010979 - Travesaño
Peso: 0,99 Kg/m.
Largo Std.: 6.030 mm.



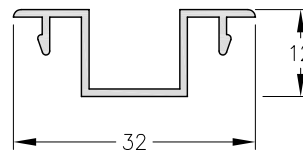
1010978 - Travesaño Reforzado
Peso: 1,33 Kg/m.
Largo Std.: 6.030 mm.



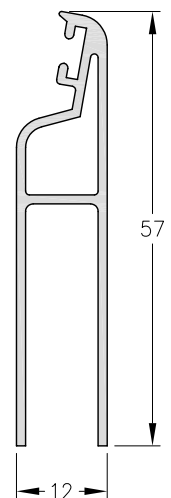
1010980 - Tablilla
Peso: 0,53 Kg/m.
Largo Std.: 6.030 mm.



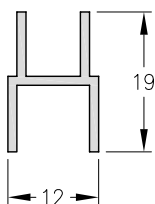
1010096 - Tablilla
Peso: 0,59 Kg/m.
Largo Std.: 6.030 mm.



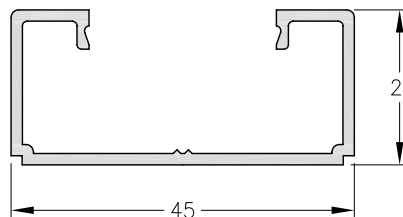
1010581 - Adaptador Terminal
Peso: 0,17 Kg/m.
Largo Std.: 6.020 mm.



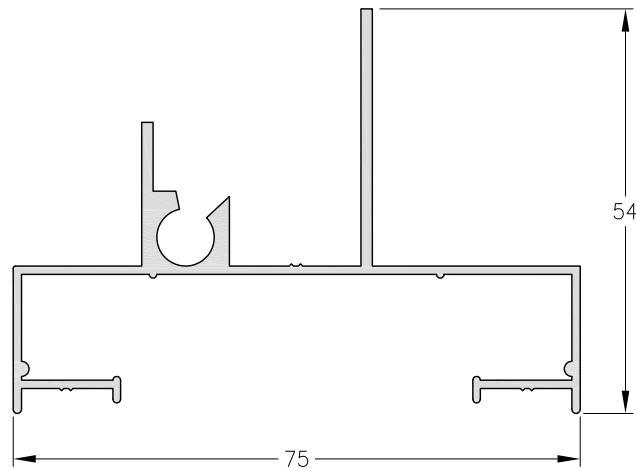
1010981 - Terminal Largo
Peso: 0,45 Kg/m.
Largo Std.: 6.030 mm.



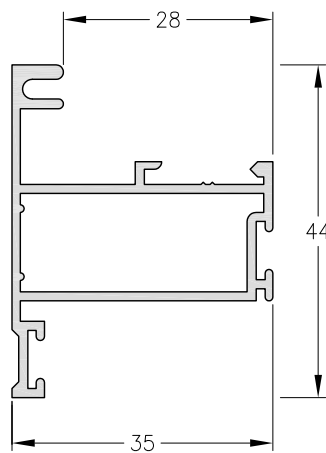
1010582 - Calce Tapaluz
Peso: 0,15 Kg/m.
Largo Std.: 6.020 mm.



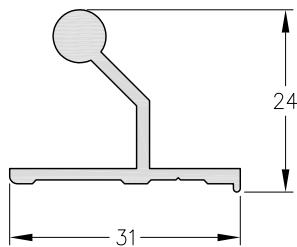
1010583 - Adaptador Puerta
de Rebatir 45 mm.
Peso: 0,44 Kg/m.
Largo Std.: 6.020 mm.



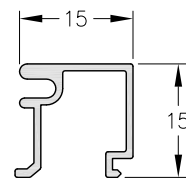
1010916 - Marco
Peso: 0,74 Kg/m.
Largo Std.: 6.030 mm.



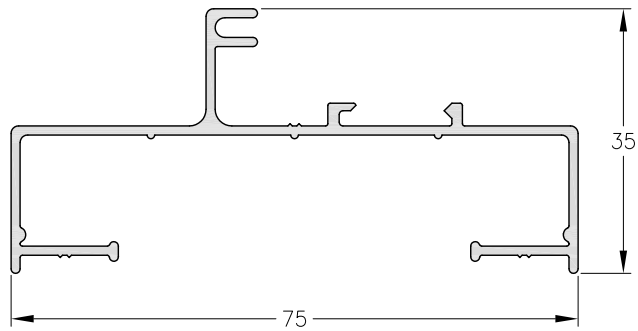
1010918 - Hoja Ventiluz
Peso: 0,51 Kg/m.
Largo Std.: 6.030 mm.



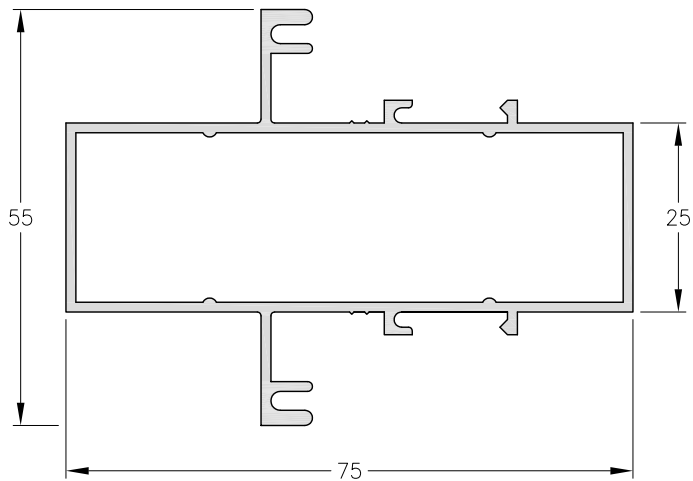
1010915 - Bisagra
Peso: 0,33 Kg/m.
Largo Std.: 6.030 mm.



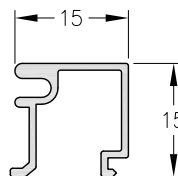
1010908 - Contravidrio V.S.
Peso: 0,16 Kg/m.
Largo Std.: 6.030 mm.



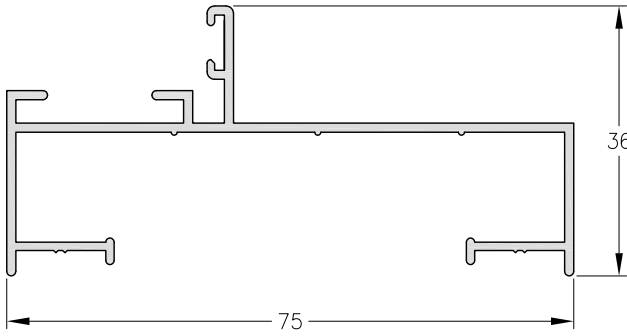
1010907 - Marco
Peso: 0,59 Kg/m.
Largo Std.: 6.030 mm.



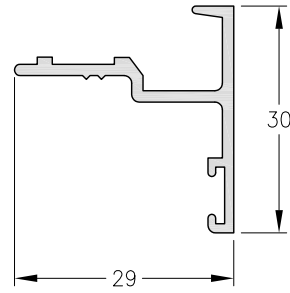
1010994 - Travesaño de 75 mm.
Peso: 0,96 Kg/m.
Largo Std.: 6.030 mm.



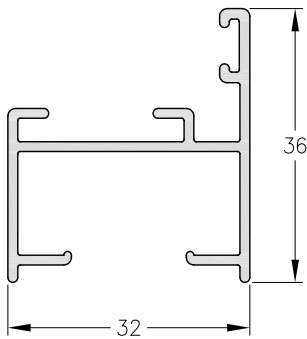
1010908 - Contravidrio V.S.
Peso: 0,16 Kg/m.
Largo Std.: 6.030 mm.



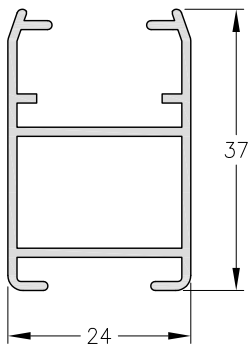
1010289 - Marco
Peso: 0,59 Kg/m.
Largo Std.: 6.200 mm.



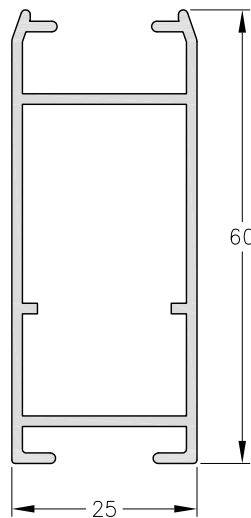
1010093 - Batiente
Peso: 0,28 Kg/m.
Largo Std.: 6.200 mm.



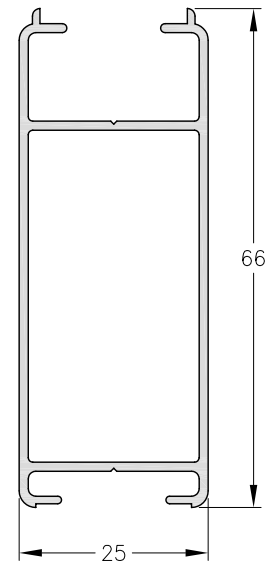
1010077 - Marco Simple
Peso: 0,43 Kg/m.
Largo Std.: 6.200 mm.



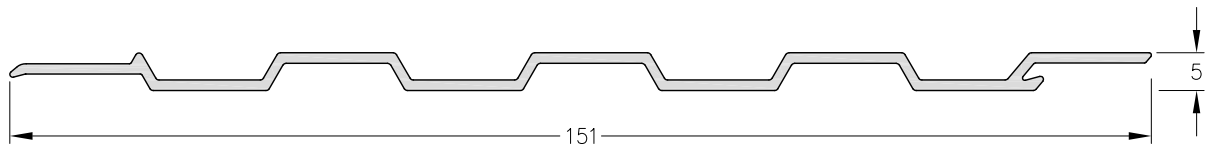
1010462 - Parante
Peso: 0,45 Kg/m.
Largo Std.: 6.030 mm.



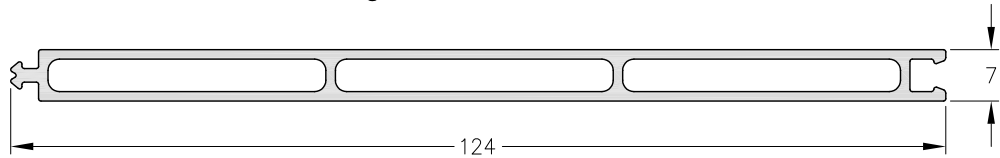
1010463 - Parante
Peso: 0,56 Kg/m.
Largo Std.: 6.200 mm.



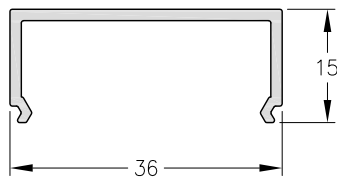
1010465 - Parante
Peso: 0,62 Kg/m.
Largo Std.: 6.200 mm.



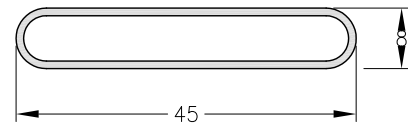
1010097 - Revestimiento Doble Faz
 Peso: 0,64 Kg/m.
 Largo Std.: 6.030 mm.



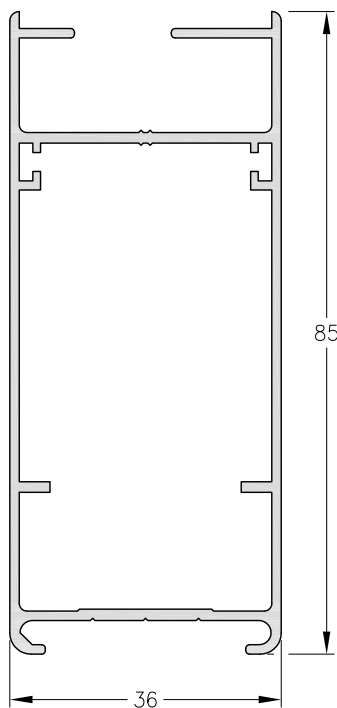
1010398 - Revestimiento Tubular
 Peso: 0,91 Kg/m.
 Largo Std.: 6.030 mm.



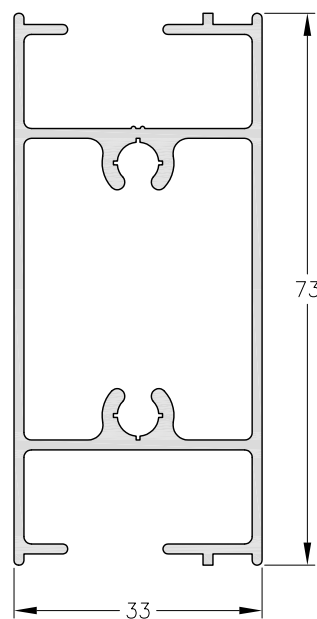
1010975 - Asiento
1010976 - Tablilla Fija
 Peso: 0,26 Kg/m.
 Largo Std.: 6.030 mm.



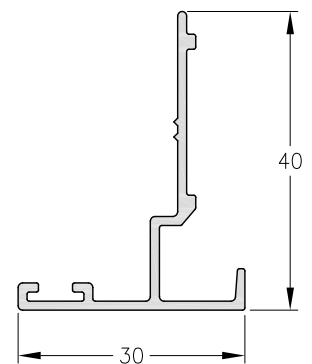
1010976 - Tablilla Fija
 Peso: 0,26 Kg/m.
 Largo Std.: 6.030 mm.



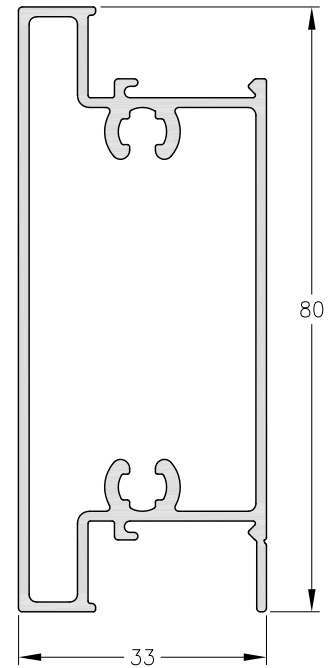
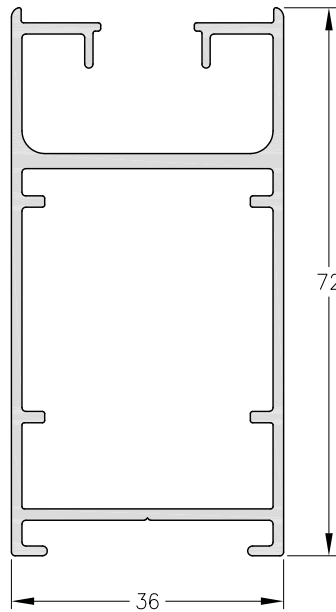
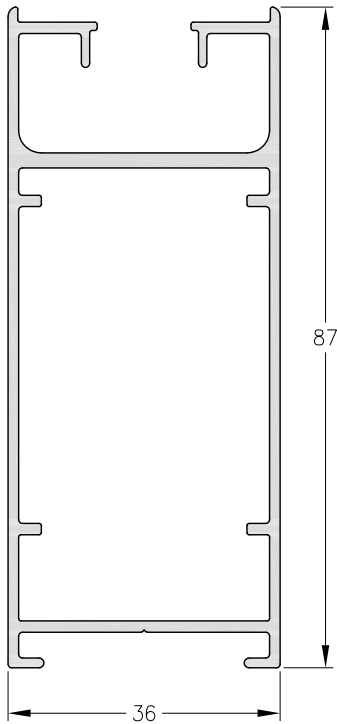
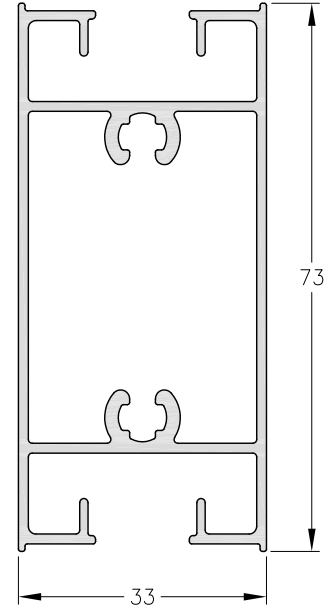
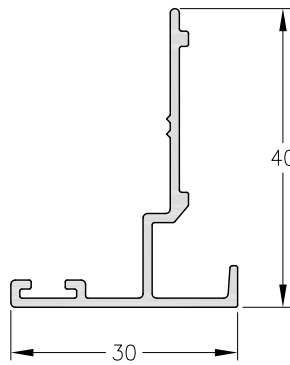
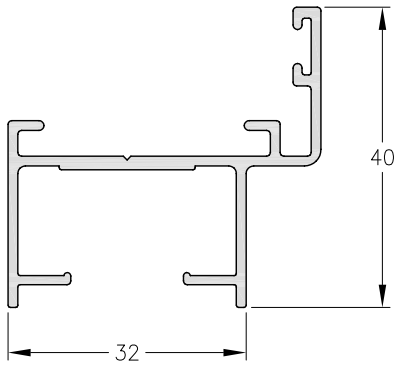
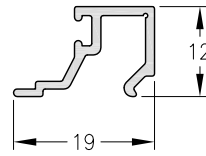
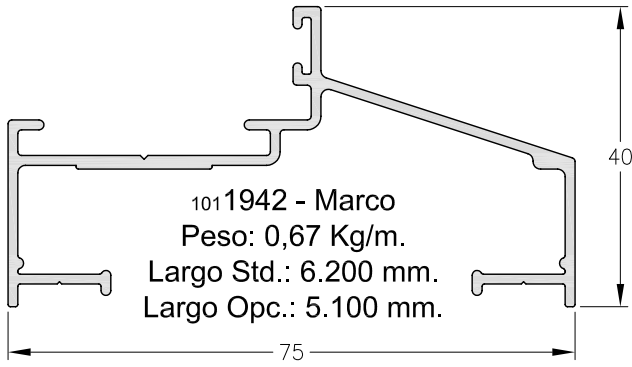
1010273 - Parante
 Peso: 0,96 Kg/m.
 Largo Std.: 6.200 mm.
 Largo Opc.: 4.500 mm.

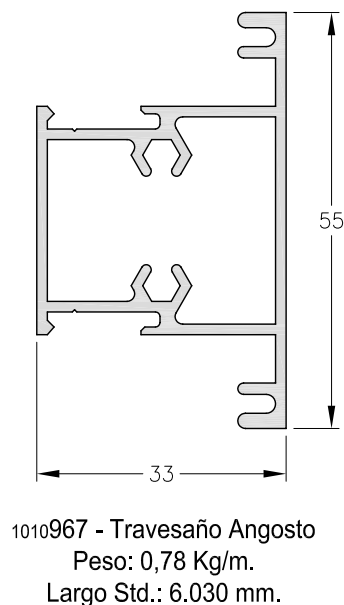
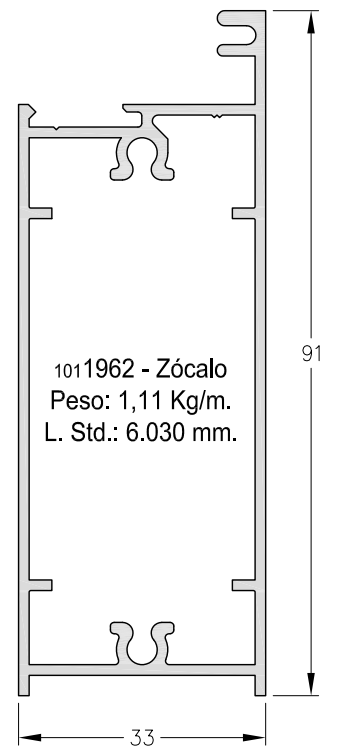
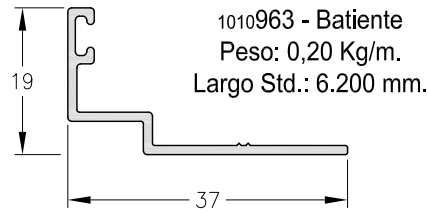
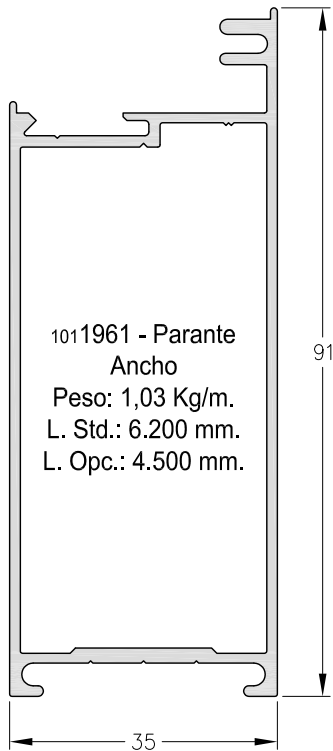
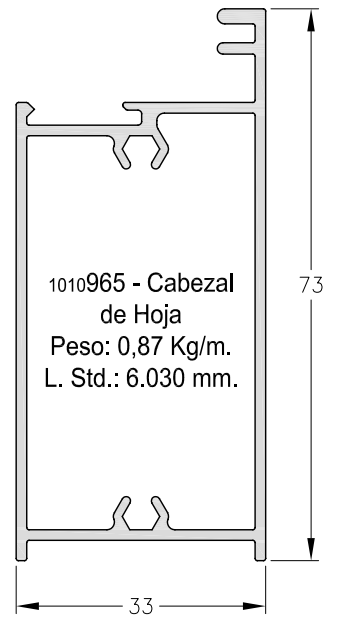
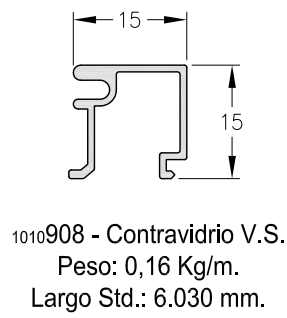
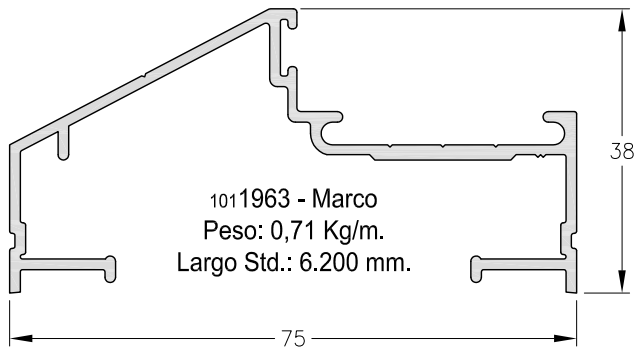


1010272 - Travesaño
 Peso: 1,05 Kg/m.
 Largo Std.: 6.030 mm.



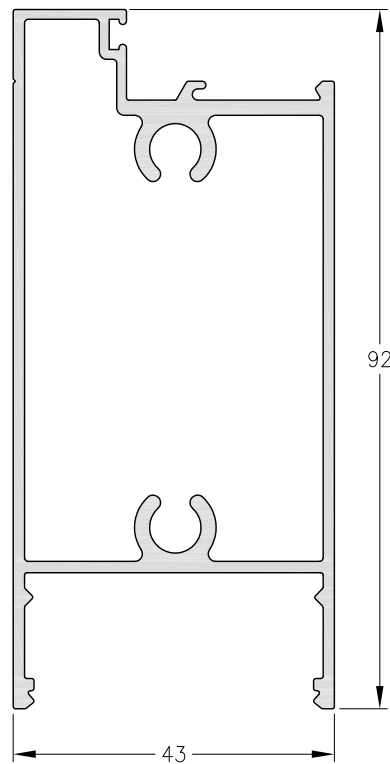
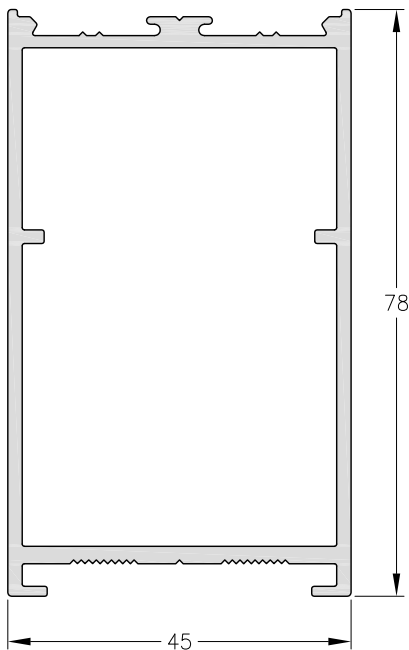
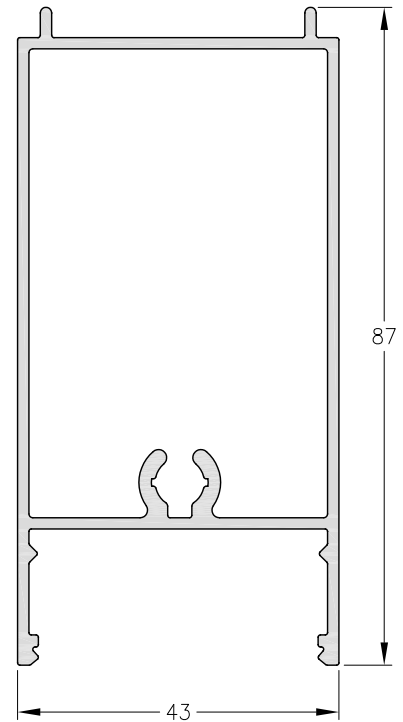
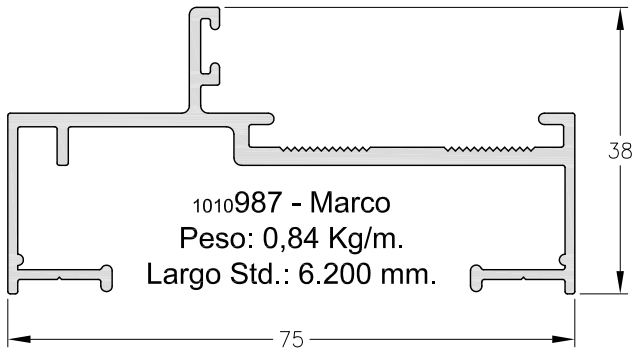
1010275 - Batiente
 Peso: 0,29 Kg/m.
 Largo Std.: 6.200 mm.



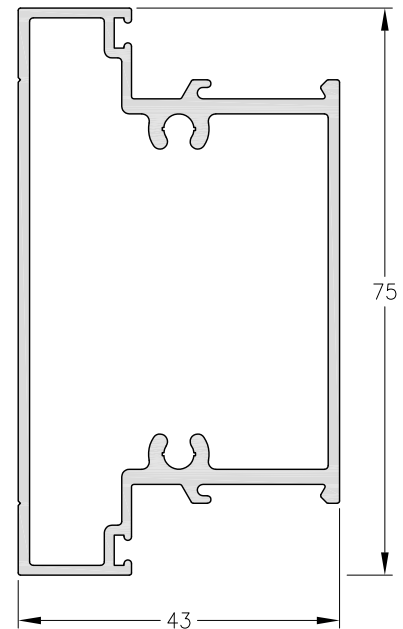
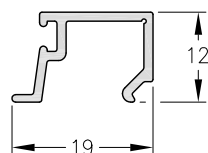
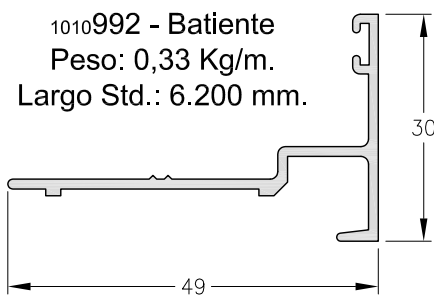


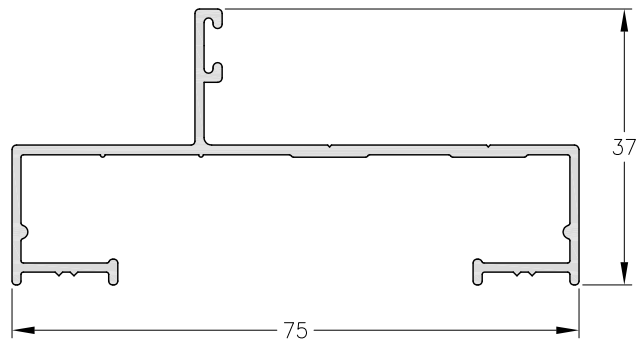
Escala 1:1

Tolerancia en Peso +/- 10%

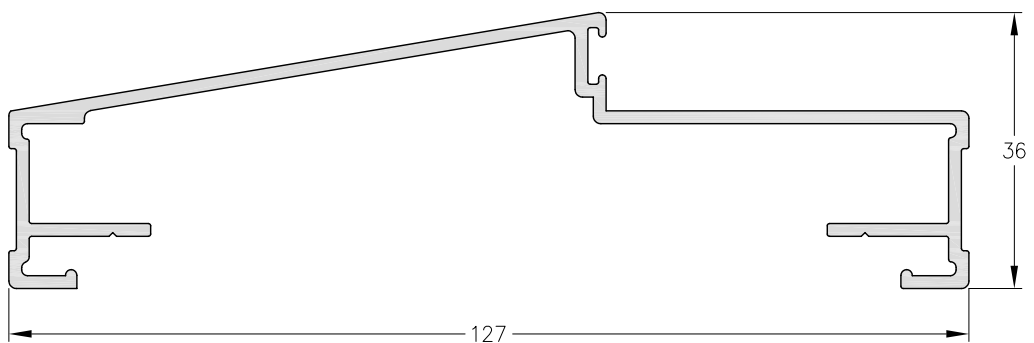


1010990 - Complemento Zócalo
Peso: 1,17 Kg/m.
Largo Std.: 6.030 mm.

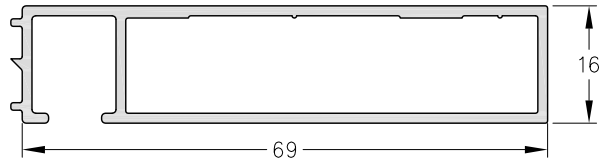




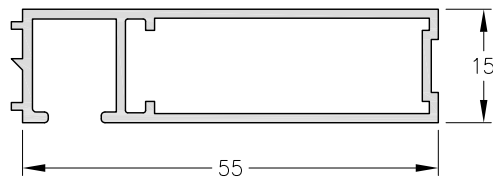
1010427 - Marco Puerta
de Rebatir 45 mm.
Peso: 0,58 Kg/m.
Largo Std.: 6.200 mm.



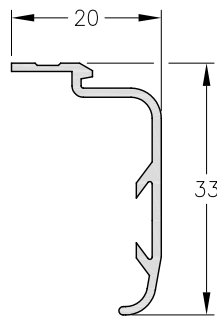
1010925 - Marco Puerta Placa
(Tabique 100 mm.)
Peso: 1,12 Kg/m.
Largo Std.: 5.100 mm.
Largo Opc.: 6.200 mm.




1050840 - Premarco
Peso: 0,63 Kg/m.
Largo Std.: 6.150 mm.



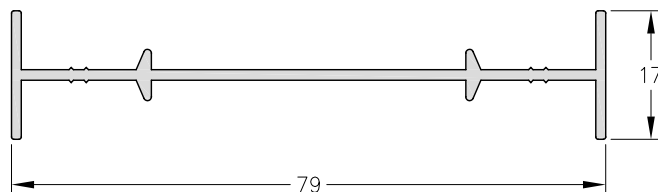
1060648 - Premarco de 55 mm.
Peso: 0,50 Kg/m.
Largo Std.: 6.150 mm.



1010709 - Contramarca
Peso: 0,19 Kg/m.
Largo Std.: 6.150 mm.



1010455 - Columna Acople a 90° / 180°
Peso: 1,18 Kg/m.
Largo Std.: 6.030 mm.



1010453 - Acople Recto
Peso: 0,45 Kg/m.
Largo Std.: 6.030 mm.

